

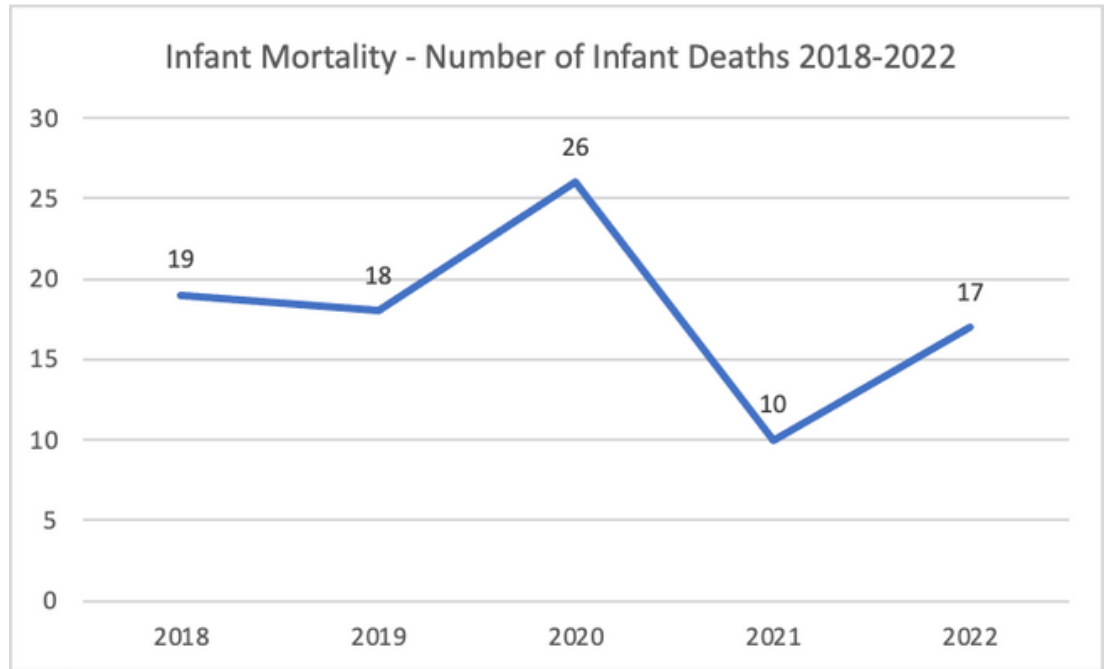
# INFANT DEATHS

## DATA-AT-A-GLANCE

Data Source: 2022, Infant Mortality. Centers for Disease Control and Prevention.

**Infant Death** is the death occurring to an individual less than 1 year of age.

**Infant Death Rate** is the number of resident infant deaths divided by the total resident births x 1,000.



Data Source: County Health Ranking, 2022

This graph represents the number of infant deaths that have occurred in Saginaw County. As seen on the graph, the number **increased** compared to last year. In the span of five years, **90** infant deaths occurred.

## QUICK STATISTICS

**8.8**

infant deaths per 1,000 live births in Saginaw County.

**13.2**

infant deaths per 1,000 live births in the City of Saginaw.

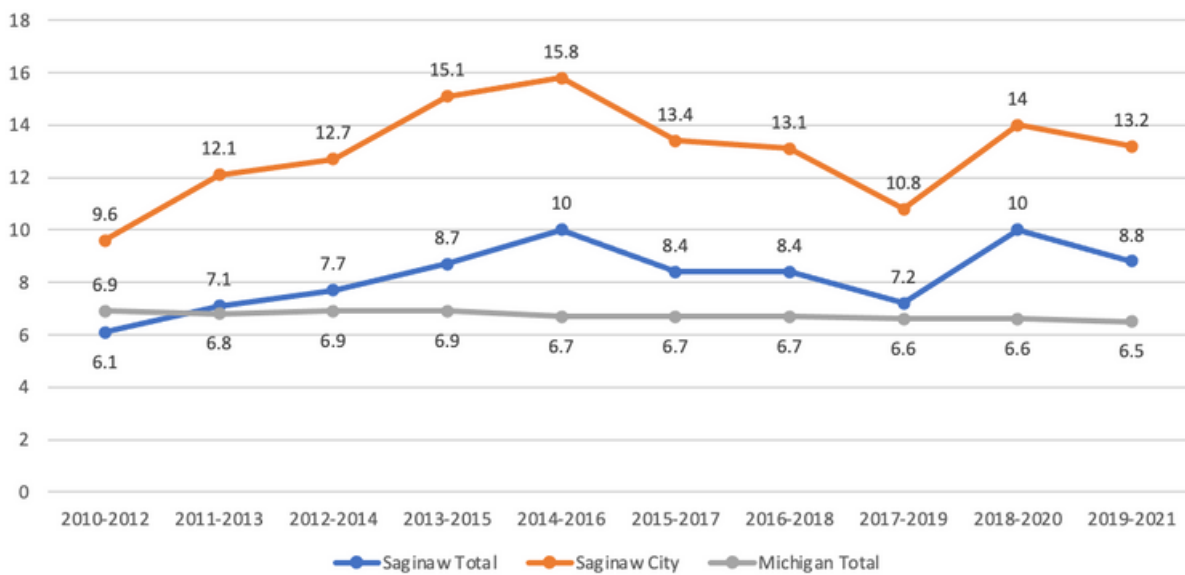
Black infant mortality rate is **2.5x** higher than white.

# INFANT DEATHS

## DATA-AT-A-GLANCE

Data Source: 2010-2019 Geocoded Michigan Death Records; 2020-2021 Michigan Death Records. 2010-2021 Geocoded Michigan Birth Records. Division for Vital Records & Health Statistics, Michigan Department of Health & Human Services

Three Year Moving Average - Infant Death Rates



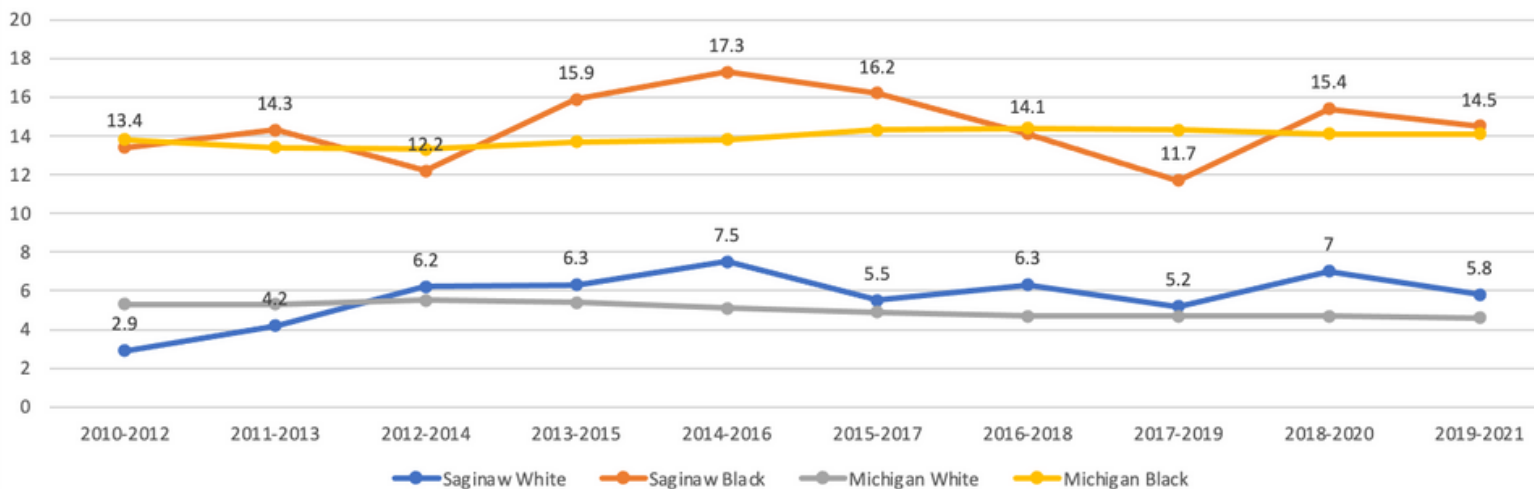
This graph represents the average infant death rates in the span of three years. The **moving average rate** of infant death from 2019 to 2021 is:

This graph represents the average infant death rates in the span of three years based on race. The **moving average rates** of infant death from 2019 to 2021 are:

- **14.5** deaths of Saginaw Black
- **5.8** deaths of Saginaw White

- **13.2** deaths in Saginaw City
- **8.8** deaths in Saginaw County
- **6.5** deaths in Michigan

Three Year Moving Average - Infant Death Rates by Race



Data Source: 2010-2019 Geocoded Michigan Death Records; 2020-2021 Michigan Death Records. 2010-2021 Geocoded Michigan Birth Records. Division for Vital Records & Health Statistics, Michigan Department of Health & Human Services