

ADOLESCENT SMOKING AND ALCOHOL USE

DATA-AT-A-GLANCE

MIDDLE SCHOOL Statistics

9

is the **average age** of first alcohol use.

11

is the **average age** of first time being drunk.

10

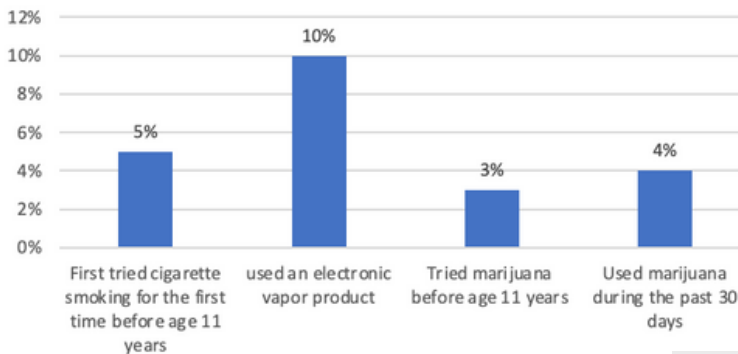
is the **average age** of first tobacco use.

11

is the **average age** of first marijuana use.

Data Source: Michigan Profile for Healthy Youth, 2021-2022

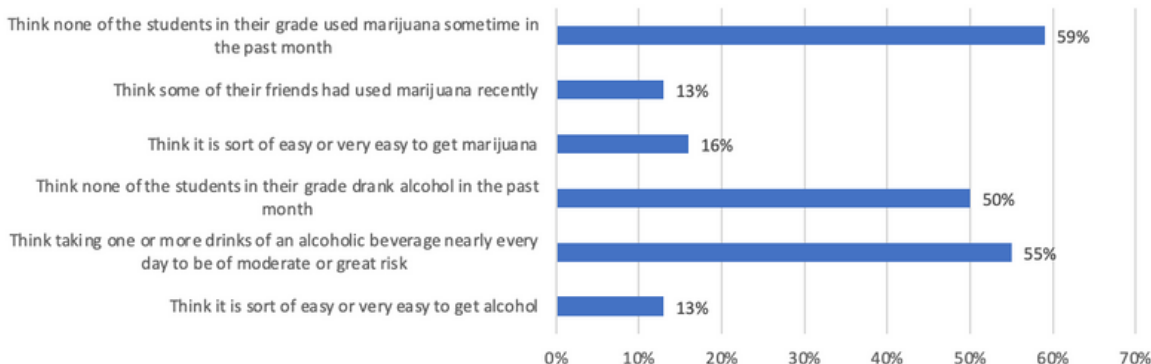
Tobacco and Marijuana Use Middle School 2021-2022



This graph represents the percentages of middle school students that use tobacco and marijuana products. Along with this data, **55%** of students think that **none** of the students in their grade smoke one or more cigarettes a day.

This graph represents the **perceptions** that middle school students have about **alcohol and marijuana use**. Important information from this graph includes:

Perceptions About Alcohol and Marijuana Use in Middle School 2021-2022



- **50%** think none of the students in their grade have drunk **alcohol** in the past month and **59%** for **marijuana**.

Data Source: Michigan Profile for Healthy Youth, 2021-2022

ADOLESCENT SMOKING AND ALCOHOL USE

DATA-AT-A-GLANCE

HIGH SCHOOL Statistics

14

is the **average age** of first time being drunk.

14

is the **average age** of first marijuana use.

6%

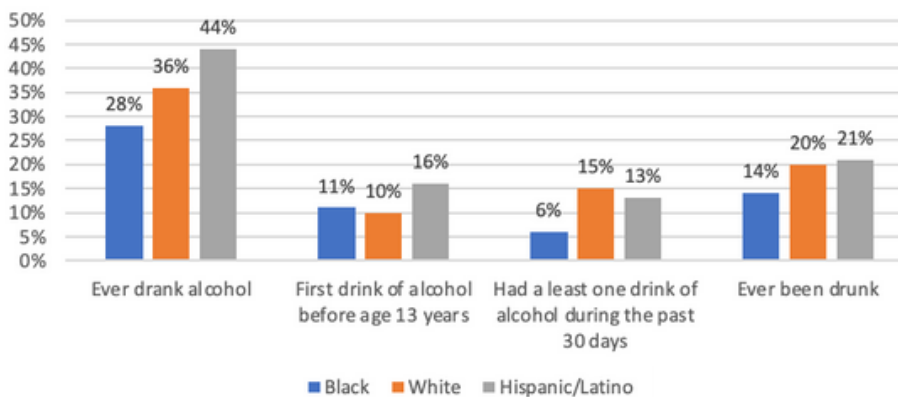
of high school students tried marijuana **before 13 years old.**

38%

of higher school students are **given alcohol** from someone.

Data Source: Michigan Profile for Healthy Youth, 2021-2022

High School Alcohol Use by Race and Ethnicity 2021-2022

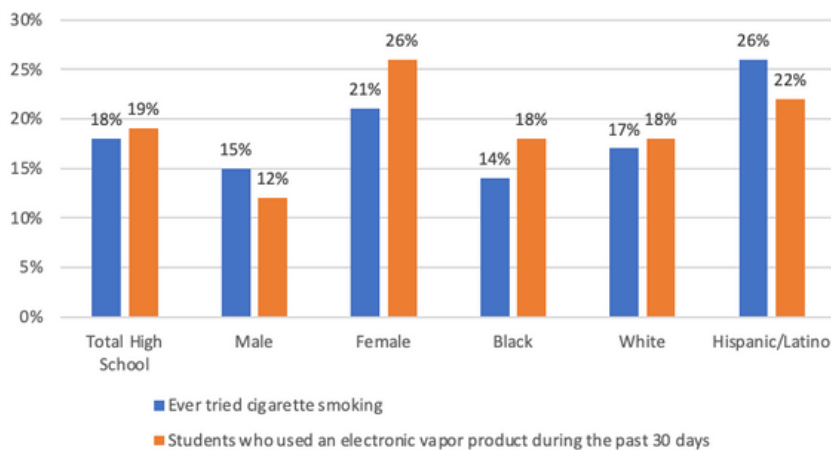


This graphs represents the percentages of high school students classified by race and the rates of alcohol use. It is found that **binge drinking** is higher among **white** individuals.

This graphs represents the percentages of high school students and smoking tendencies. Important information from this graph includes:

- **Female** have a **14% higher** use of electronic vapor products compared to **males**.
- **Hispanic/latino** individuals have a **8% higher** rate of those that have tried cigarette smoking compared to **total high school**.

Tobacco Use High School 2021-2022



Data Source: Michigan Profile for Healthy Youth, 2021-2022