

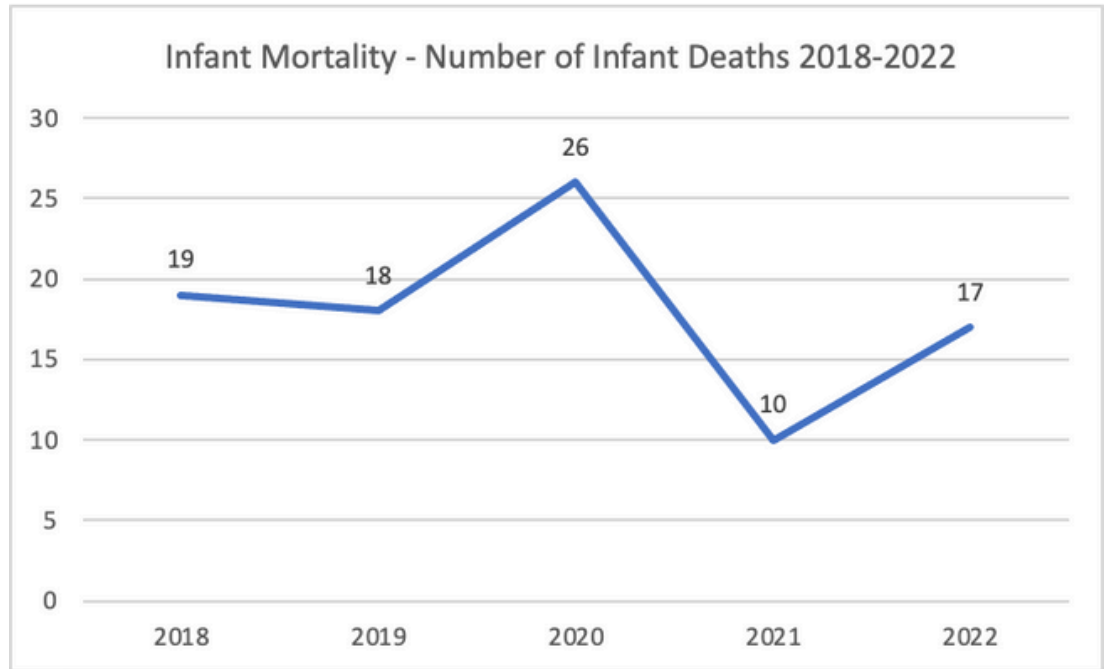
INFANT DEATHS

SAGINAW COUNTY DATA-AT-A-GLANCE

Data Source: 2022, Infant Mortality. Centers for Disease Control and Prevention.

Infant Death is the death occurring to an individual less than 1 year of age.

Infant Death Rate is the number of resident infant deaths divided by the total resident births x 1,000.



Data Source: County Health Ranking, 2022

This graph represents the number of infant deaths that have occurred in Saginaw County. As seen on the graph, the number **increased** compared to last year. In the span of five years, **90** infant deaths occurred.

QUICK STATISTICS

8.9

infant deaths per 1,000 live births in Saginaw County.

12.2

infant deaths per 1,000 live births in the City of Saginaw.

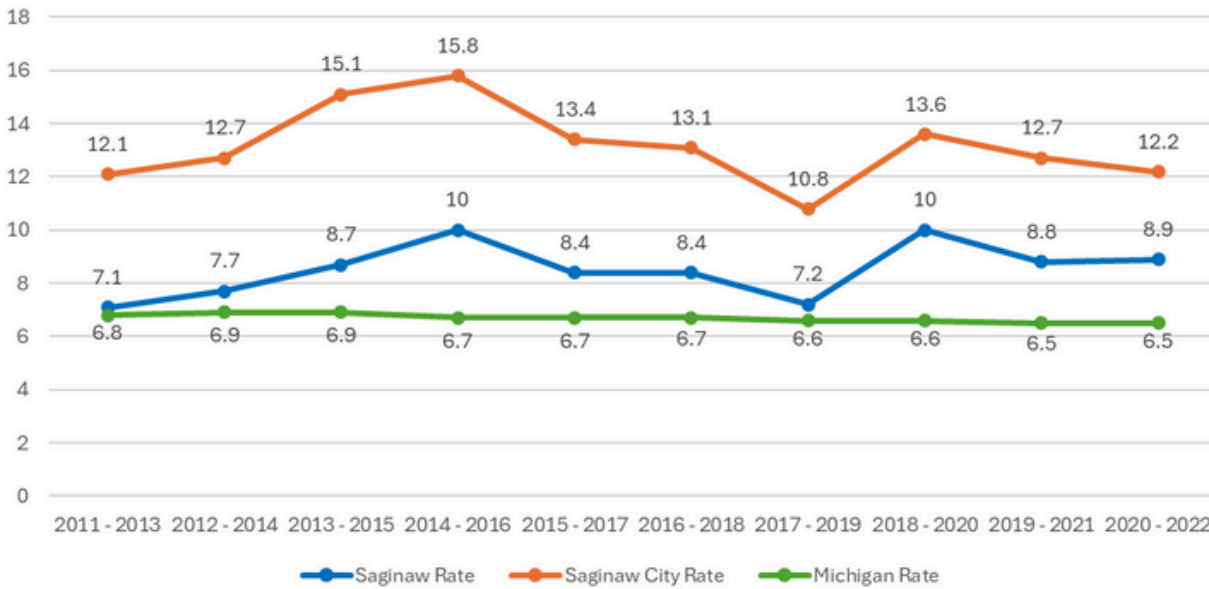
Black infant mortality rate is **3.5x** higher than white.

INFANT DEATHS

SAGINAW COUNTY DATA-AT-A-GLANCE

Data Source: 2011-2018 Geocoded Michigan Death Records; 2019-2022 Michigan Death Records. 2011-2022 Geocoded Michigan Birth Records. Division for Vital Records & Health Statistics, Michigan Department of Health & Human Services

Three Year Moving Average - Infant Death Rates



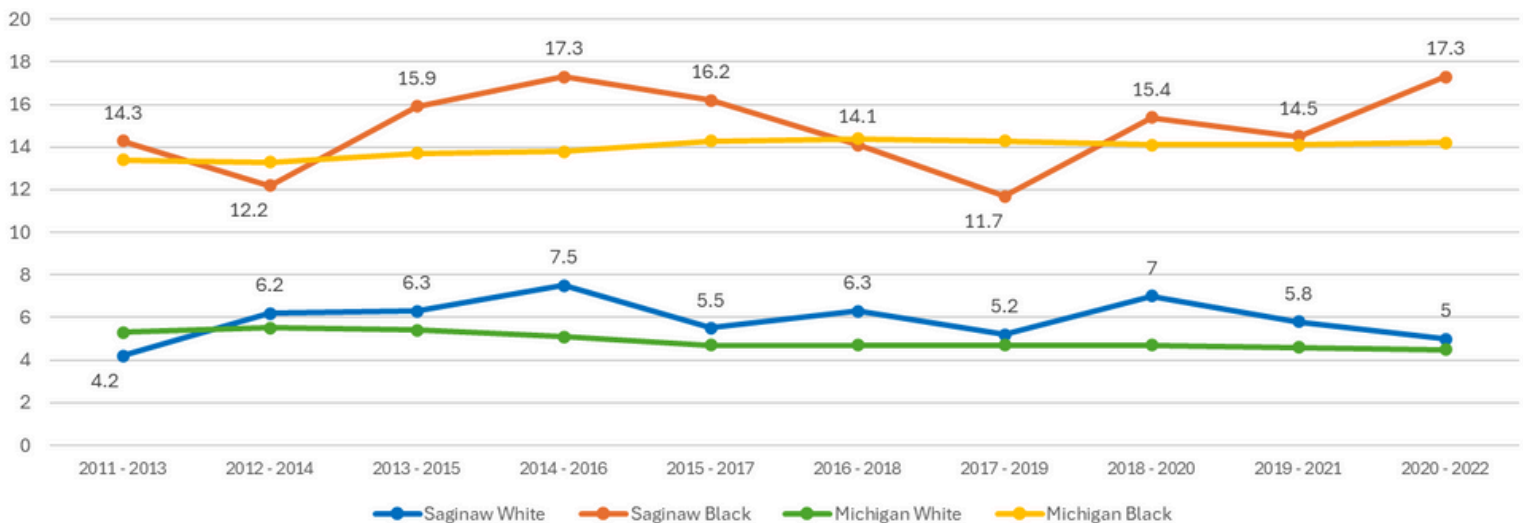
This graph represents the average infant death rates in the span of three years. The **moving average rate** of infant death from 2020 to 2022 is:

This graph represents the average infant death rates in the span of three years based on race. The **moving average rates** of infant death from 2020 to 2022 are:

- **17.3** deaths of Saginaw Black
- **5** deaths of Saginaw White

- **12.2** deaths in Saginaw City
- **8.9** deaths in Saginaw County
- **6.5** deaths in Michigan

Three Year Moving Average - Infant Death Rates by Race



Data Source: 2011-2018 Geocoded Michigan Death Records; 2019-2022 Michigan Death Records. 2011-2022 Geocoded Michigan Birth Records. Division for Vital Records & Health Statistics, Michigan Department of Health & Human Services